



# VIETNAMESE POLITICS: CHINA-VIETNAM RELATIONS & TPP

Nhat Be Minh  
Graduate School of Public Policy, MPP/IP  
The University of Tokyo

# CONTENTS

- Brief history of China-Vietnam relations
  - Prehistoric times
  - During Vietnam war
  - The Border War 1979
  - Relations normalization 1991
- The divide line within VCP from 1991 – Now
- TPP and its impact on China-Vietnam relations
- Conclusion

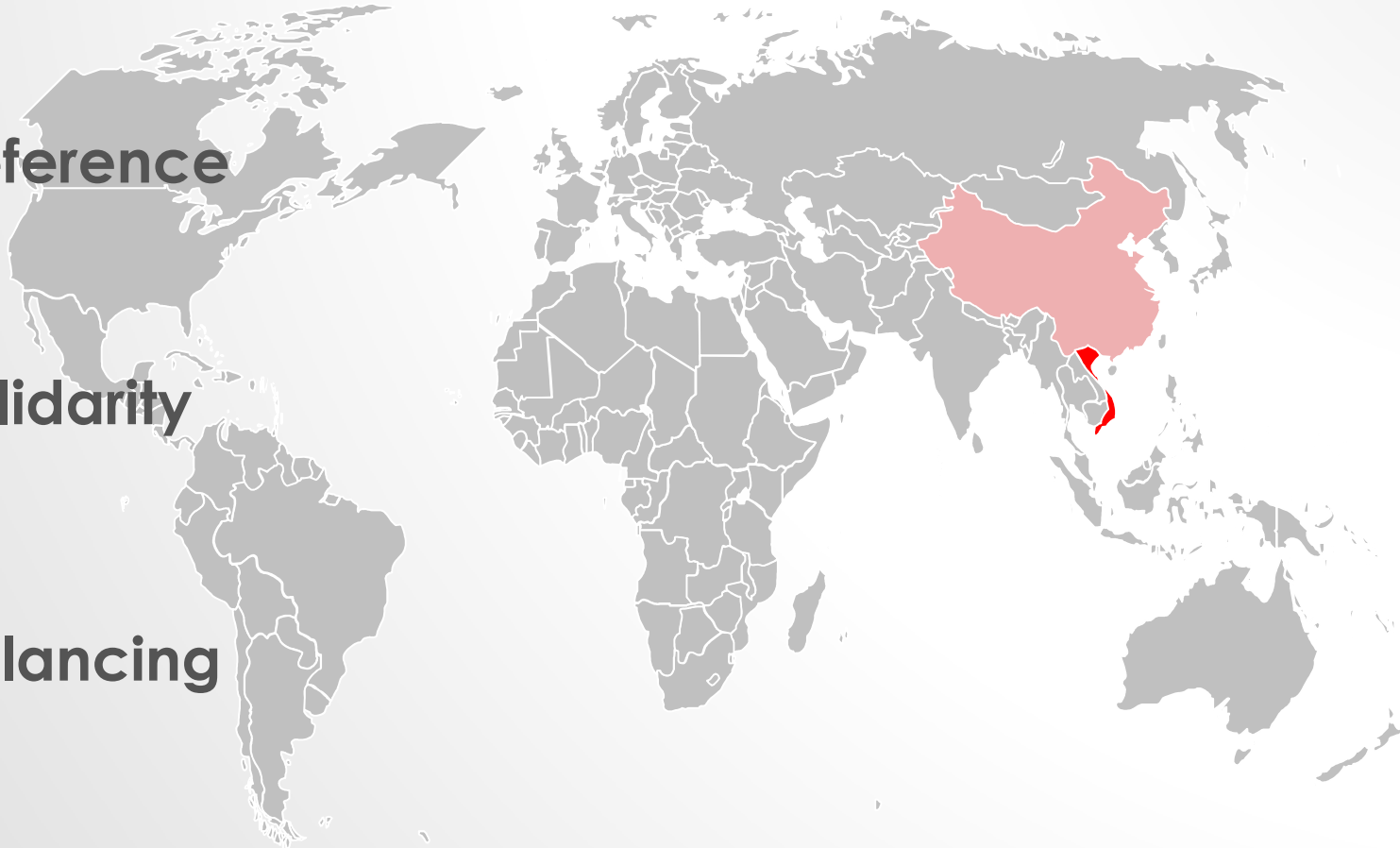
# CHINA-VIETNAM RELATIONS

**Deference**

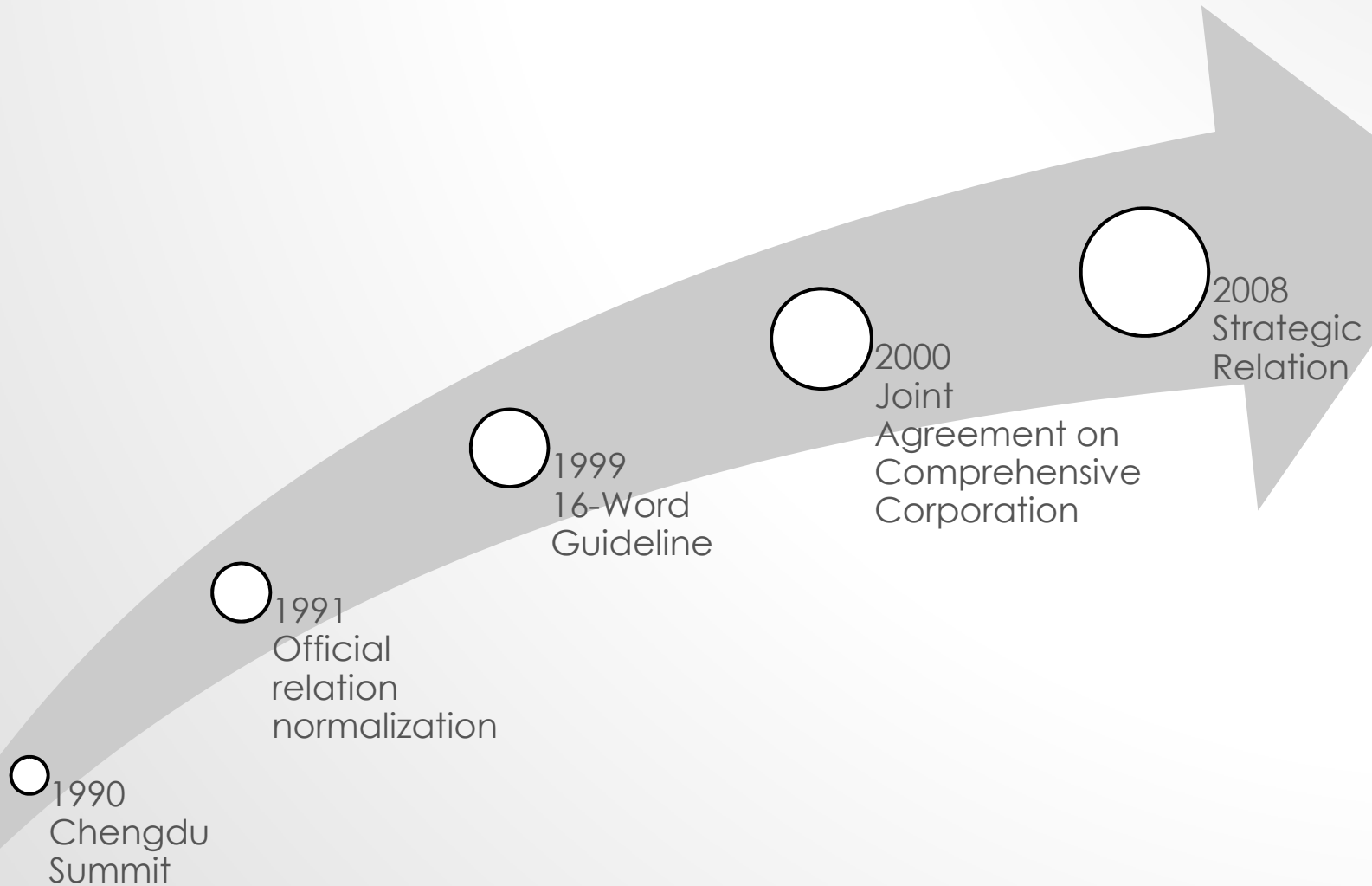
**Solidarity**

**Balancing**

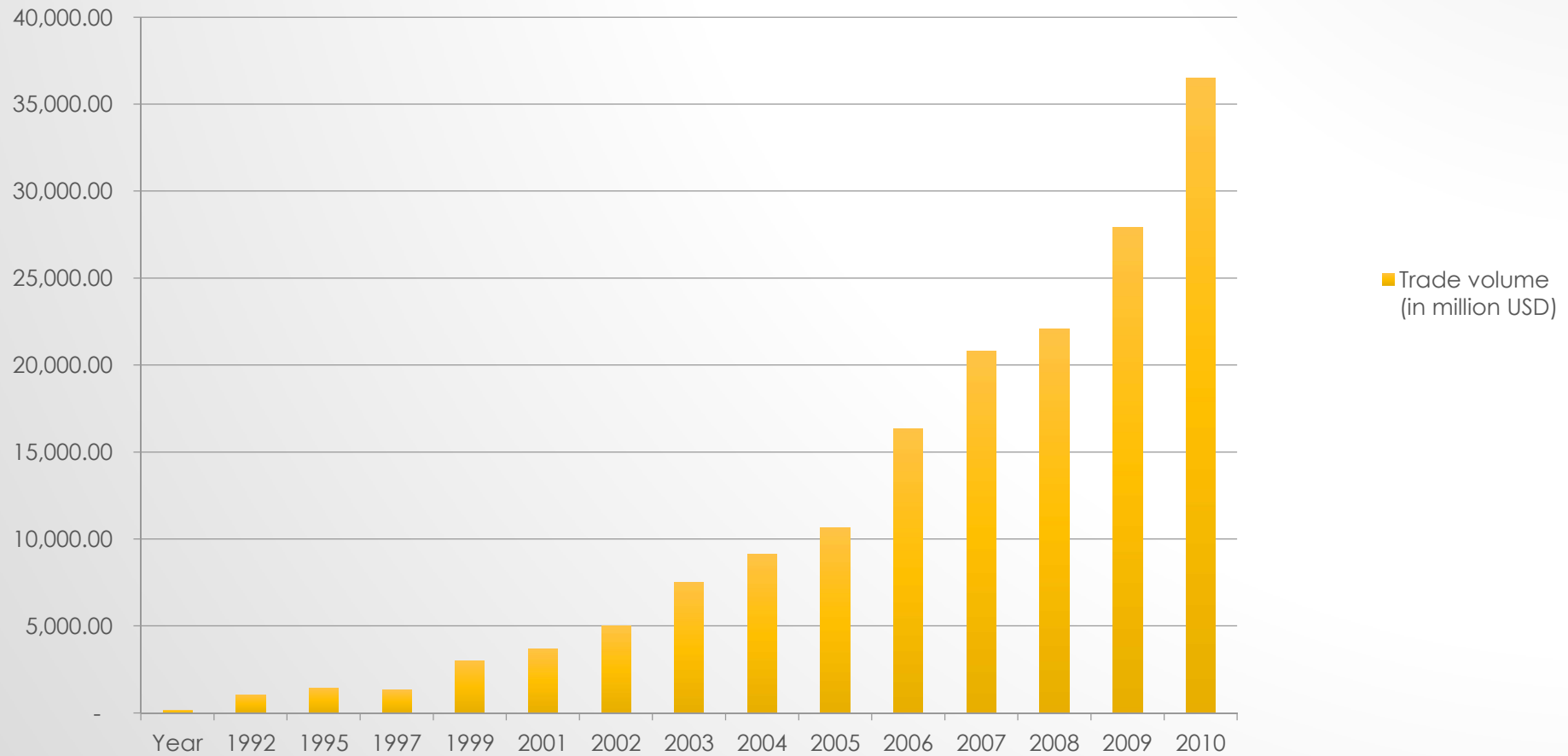
**Enmeshment**



# CHINA-VIETNAM RELATIONS

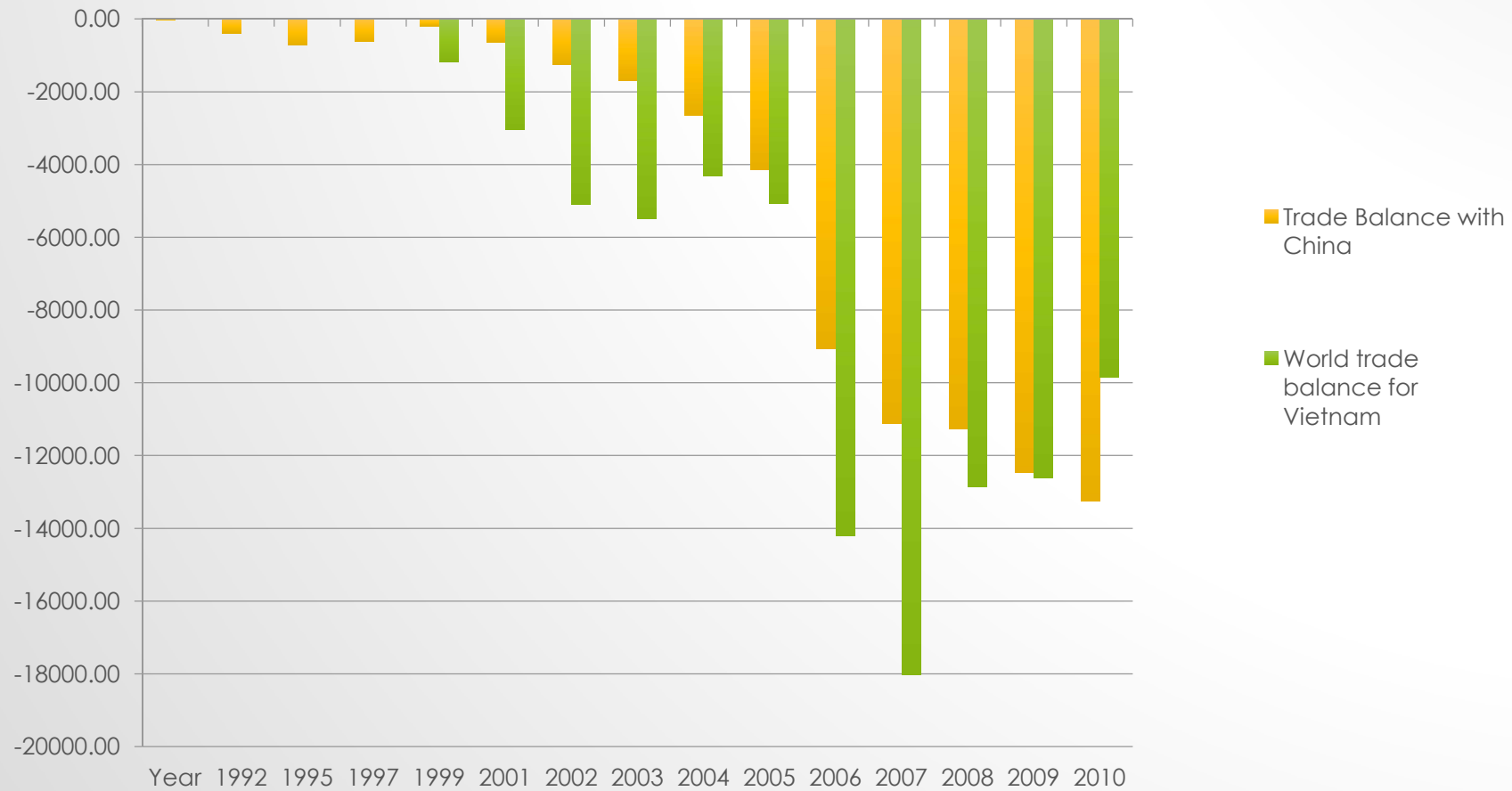


# TRADE ISSUES WITH CHINA



Source: World Integrated Trade Solution and International Trade Center

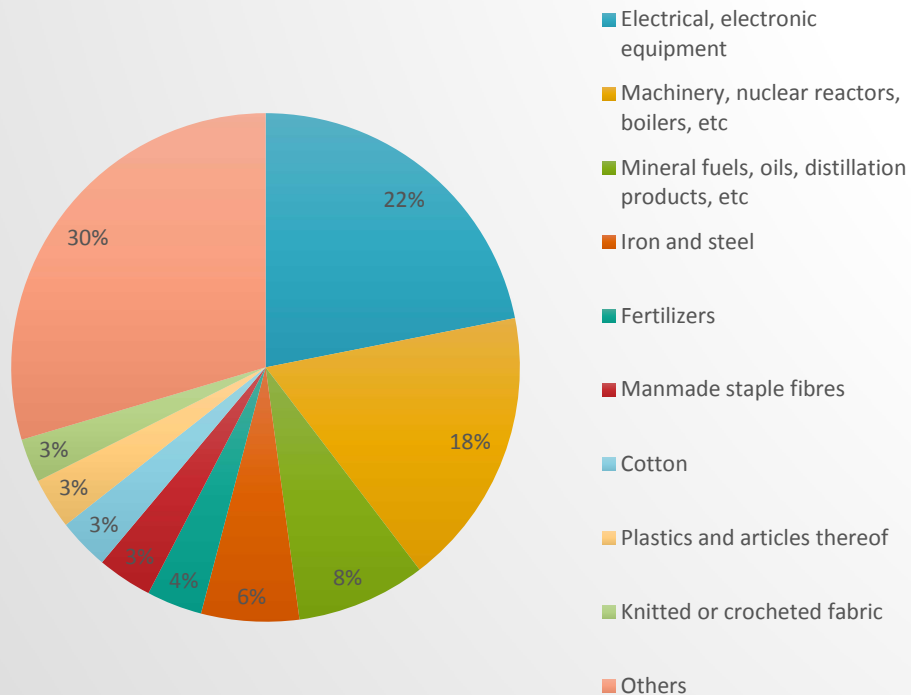
# TRADE ISSUES WITH CHINA



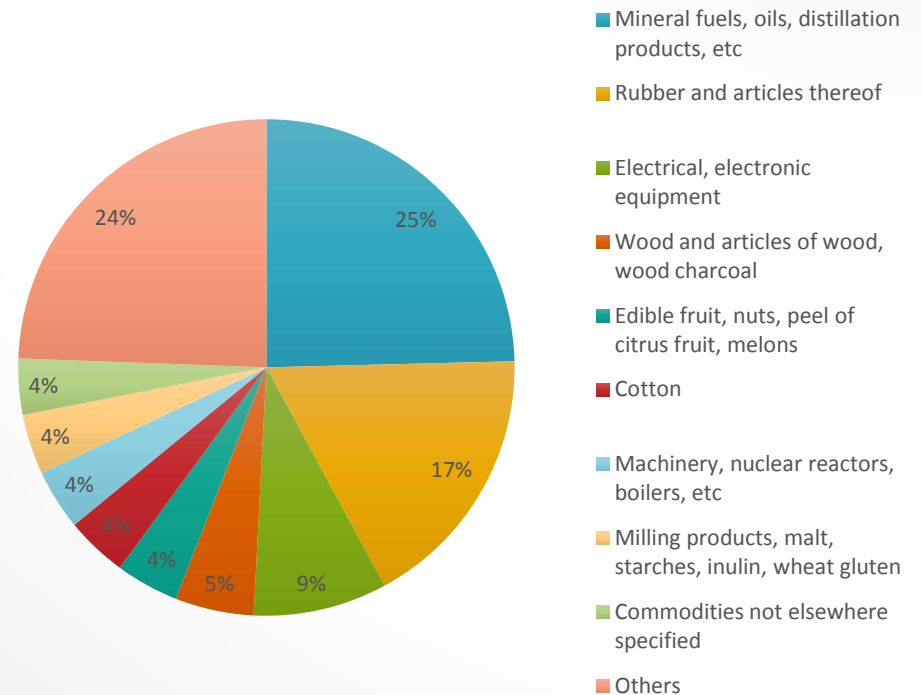
Source: World Integrated Trade Solution and International Trade Center

# TRADE ISSUES WITH CHINA

Vietnam's Imports from China in 2011



Vietnam's Exports to China in 2011



Source: World Integrated Trade Solution and International Trade Center

# CHINESE INVESTMENT

- FDI: 14<sup>th</sup> largest investor
- ODA: one of the regular donors
- 90% of EPC contract in thermal power plant (2007 – 2011)
  - Delay
  - Safety
  - Technology
  - Illegal Chinese workers

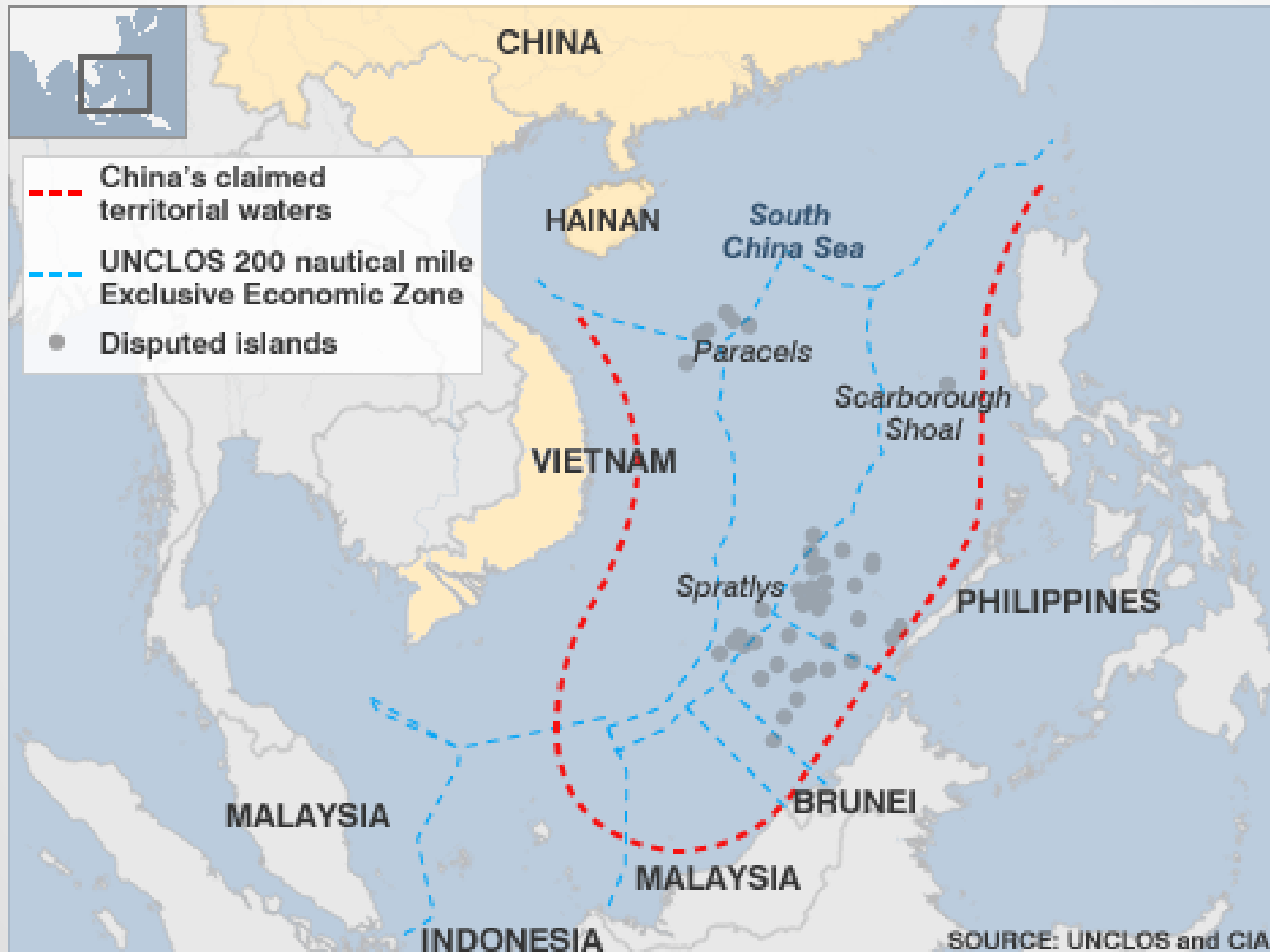


# CHINESE INVESTMENT

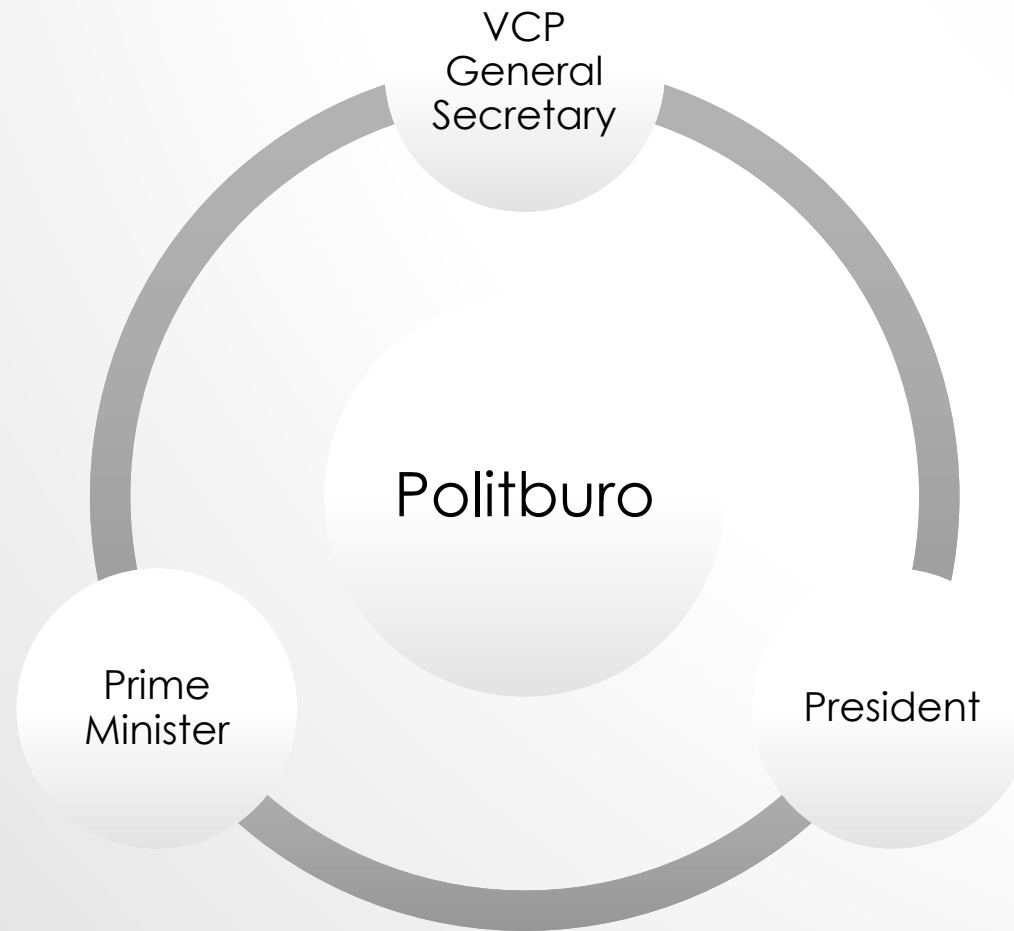
Projects	Contractors	Tender Price (Million USD)
1. Haiphong Thermal Plant 2. Quang Ninh Thermal Plant 3. Cam Pha Thermal Plant 4. Son Dong Thermal Plant 5. Vinh Tan 2 Thermal Plant	Shanghai Electric Group; Dong Phuong Group	2,800
6. Kien Luong Thermal Plant	Tan Tao Group	2,000
7. Lam Dong Bauxite Aluminum	Chalieco Group	466
8. Alumin Nhan Co - Dak Nong	Chalieco Group	499.2
9. Ca Mau Fertilizer Plant	China National Machinery Imports; Exports and Wuhuan Engineering	900

Source: VEPR


# TERRITORIAL CONFLICTS



# DECISION-MAKING PROCESS



1992-1997



# 1997-2002

Le  
Duc  
Anh

Do  
Muoi

Vo  
Van  
Kiet



G.S.  
Le Kha  
Phieu



P.M.  
Phan  
Van Khai

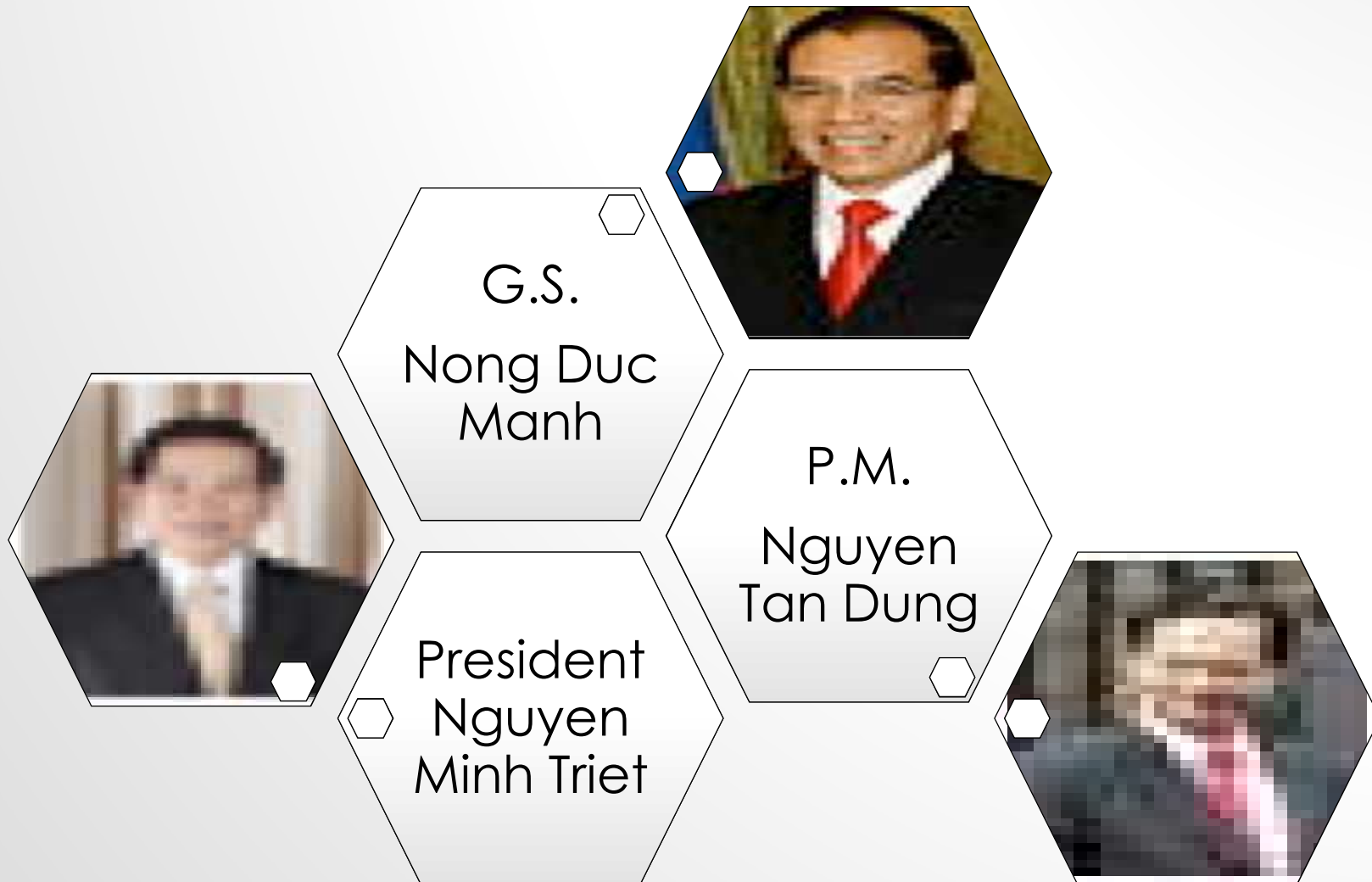
President  
Tran Duc  
Luong




2002-2006



2006-2011



# 2011-NOW





# DIVIDED LEADERSHIP

Progressive

Vo Van Kiet

Phan Van  
Khai

Nguyen Tan  
Dung

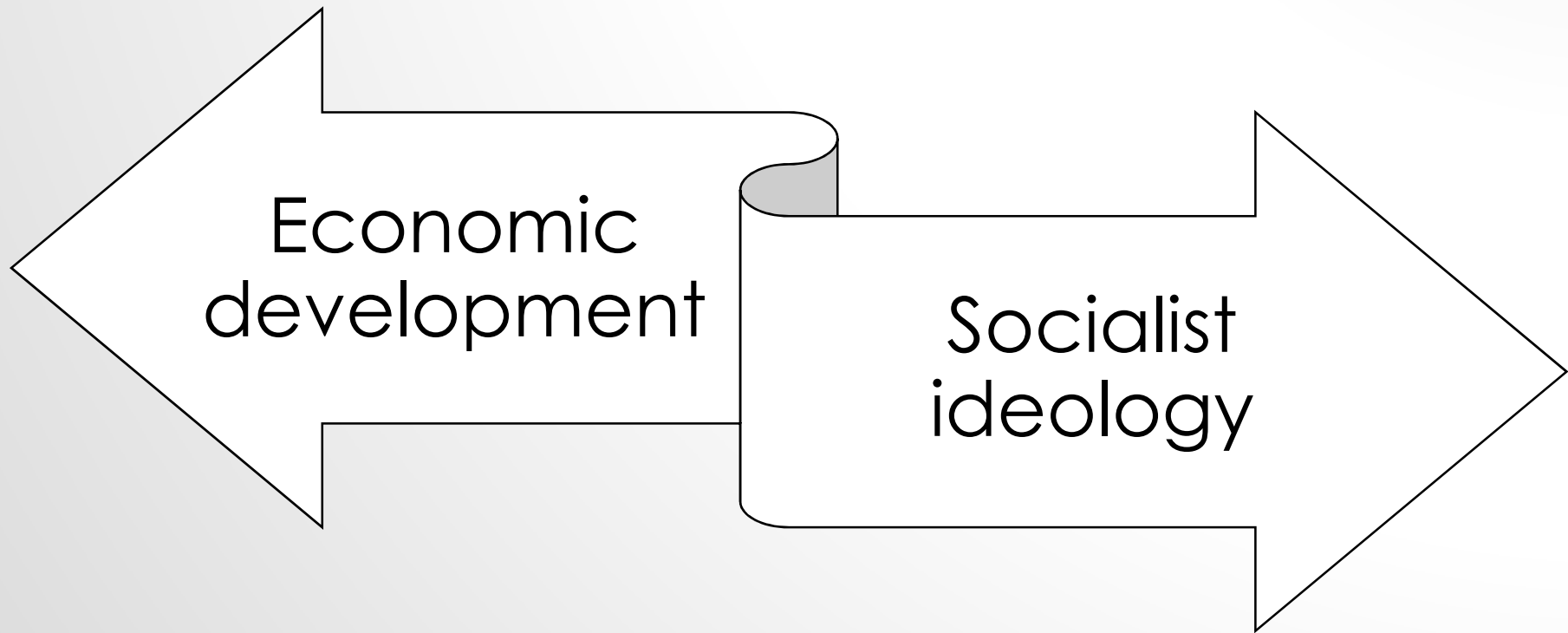
Do Muoi

Le Kha  
Phieu

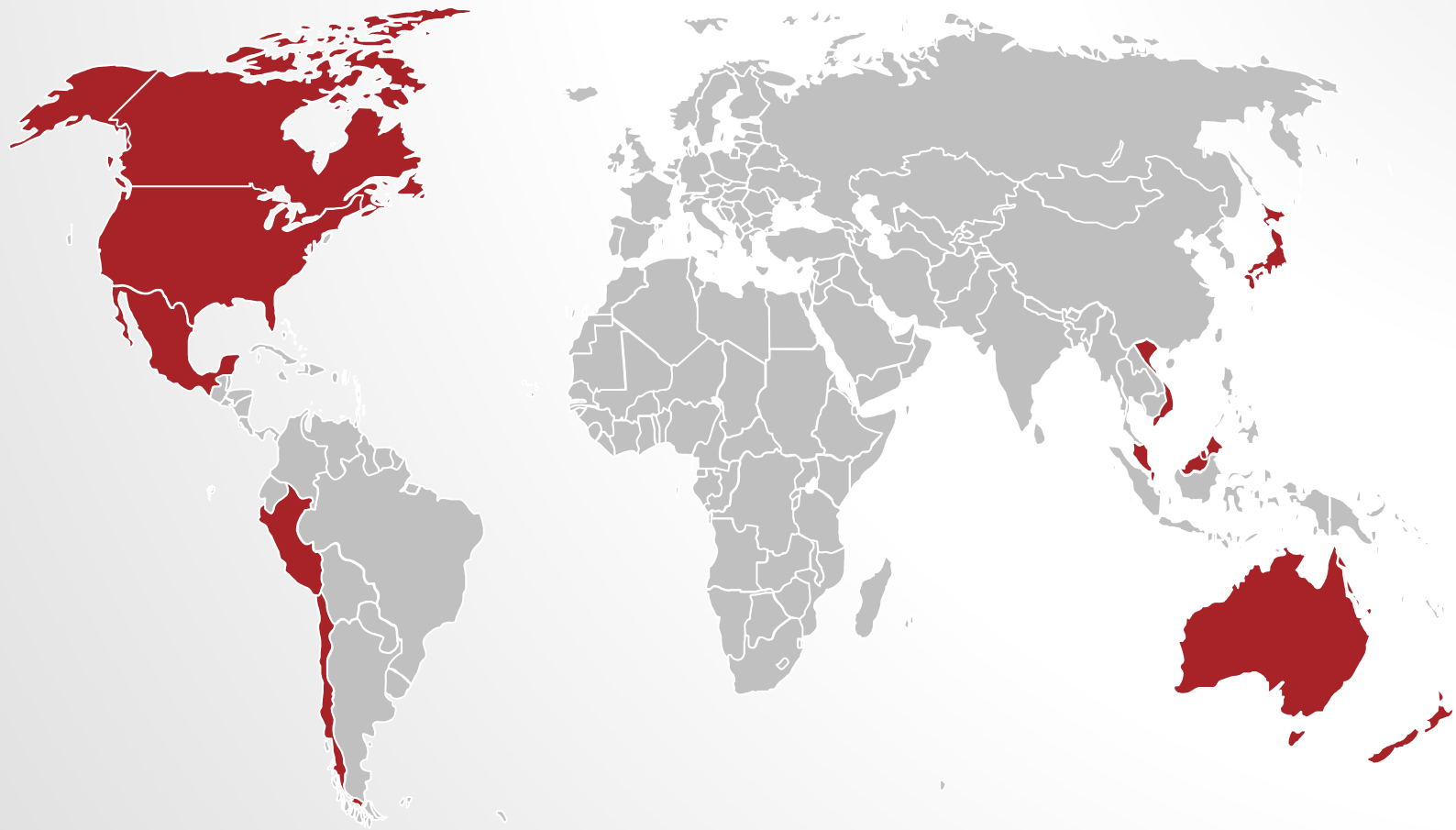
Nong Duc  
Manh

Conservative

# VIETNAM'S CHINA POLICY



TPP



## VIETNAM – TPP COUNTRIES

No.	Exporters	Import in 2007	Import in 2008	Import in 2009	Import in 2010	Import in 2011
1	China	12,709,953	15,973,552	16,673,276	20,203,643	24,866,392
	<b>Total to TPP</b>	<b>19,602,727</b>	<b>24,997,894</b>	<b>19,229,083</b>	<b>22,915,729</b>	<b>28,821,718</b>
3	Japan	6,188,907	8,240,307	7,468,092	9,016,086	10,400,666
5	Singapore	7,613,746	9,377,975	4,248,356	4,101,145	6,390,575
7	United States of America	1,700,464	2,652,015	3,019,430	3,779,836	4,555,260
8	Malaysia	2,289,912	2,596,052	2,504,735	3,413,393	3,919,720
12	Australia	1,059,376	1,357,897	1,050,035	1,443,642	2,123,283
29	New Zealand	246,358	237,181	249,663	352,968	383,946
31	Canada	287,196	297,844	300,219	349,315	342,136
32	Chile	110,051	104,390	147,189	291,231	335,728
39	Brunei Darussalam	-	1,498	-	10,006	189,178
52	Mexico	58,732	61,616	163,585	89,148	91,346
53	Peru	47,985	71,119	77,779	68,959	89,880

Source: International Trade Centre

## VIETNAM – TPP COUNTRIES

No.	Importers	Export in 2007	Export in 2008	Export in 2009	Export in 2010	Export in 2011
2	China	3,646,128	4,850,110	5,402,978	7,742,950	11,613,324
	<b>Total in TPP</b>	<b>24,822,764</b>	<b>30,744,939</b>	<b>25,199,998</b>	<b>30,457,148</b>	<b>37,523,842</b>
1	United States of America	10,111,428	11,902,834	11,415,618	14,250,850	16,970,422
3	Japan	6,089,978	8,467,750	6,335,602	7,727,660	11,091,713
6	Malaysia	1,554,974	2,030,402	1,775,157	2,093,118	2,770,808
7	Australia	3,802,213	4,351,580	2,386,092	2,704,004	2,601,965
12	Singapore	2,234,386	2,713,824	2,075,621	2,121,314	2,149,252
26	Canada	539,178	656,384	638,506	802,058	969,409
30	Mexico	360,381	436,442	359,090	488,829	589,749
47	New Zealand	67,051	76,642	70,504	122,645	151,377
51	Chile	46,704	68,892	110,520	94,099	137,535
62	Peru	16,471	35,697	25,598	38,336	76,250
100	Brunei Darussalam	-	4,492	7,690	14,235	15,362

Source: International Trade Centre

# IMPACTS

- Vietnam's Markets
- Vietnam's Suppliers
- State-owned enterprises
- Government procurement

Distance from China

# LEADERSHIP

“Vietnam are living in a region surrounded by tigers and a dragon; the continued backwardness of the country is the biggest security threat to the nation.”

- PM Vo Van Kiet (1991 – 1997)

“We live adjacent to a big country; we cannot afford to maintain tension with them because they are next door to US.”

- GS Le Kha Phieu (1997 – 2001)



# LIMITATIONS

- Just focused on the GS, PM and the president
- The secrecy of decision-making process



THANK YOU